

Framingham State College

Framingham State College (FSC) was founded by Horace Mann in 1839 as the first state-supported school in the United States for the education of teachers. The College integrates liberal arts and science programs with a variety of professional programs at the baccalaureate and master's levels. Framingham is committed to offering programs infusing technology throughout the curriculum.

COLLABORATIONS

- FSC continued to partner with the Metro South/West Regional Employment Board in the highly successful LIFT² (Leadership Initiative for Teaching and Technology) program, which advances middle and high school teachers' knowledge and understanding of science, technology/engineering and math. During AY2006-2007, 17 teachers participated in paid summer externships with major companies involved in technology, engineering, manufacturing and life-sciences. Teachers were from the following school systems: Newton, Dedham, Lowell, Bedford, Weston, Needham, Ashland, Lexington, Hopedale, and Littleton. Their industry experience was complemented by FSC graduate coursework, designed to help teachers apply their hands-on learning to the classroom. A series of four graduate professional development courses were offered throughout the year in a hybrid format (online and on-campus).
- Funded through the BHE Improving Teacher Quality Grant, FSC continued its collaboration with the Southbridge Public Schools and the Rutgers University Leadership in Discrete Mathematics Program to offer professional development workshops in Discrete Math for Southbridge elementary school teachers. The 2006 five-day summer institute, led by faculty from FSC, was followed by three workshops in November 2006, and January & March 2007. Nineteen educators attended the summer workshop, fifteen of whom were from the Southbridge Public Schools. Other participants were teachers from the Natick Public Schools, Shrewsbury Public Schools, and two private schools. Participants showed gains in content skills and expanded their pedagogical strategies for teaching math concepts. The enthusiastic response prompted Southbridge to request training for a second cohort of teachers in AY2007-08.
- The creation and use of professional or industry advisory boards has been increasingly common among FSC's professionally oriented programs. Our academic programs have been able to draw advisory board membership from among the region's largest and most prominent companies, including Genzyme, Bose, Staples, TJX, EMC, Raytheon, Verizon, and Computer Science Corporation, as well as area financial institutions

and major non-profits. Advisory boards are operating in the following programs: Business and Information Technology, Computer Science, MBA program, Dietetics, Fashion Design and Retailing, Nursing, John Stalker Institute for Food and Nutrition, and MetroWest Economic Research Center. Each advisory board meets with program faculty at least two times per year and provides input and advice on curriculum, required skill sets for graduates, internship and employment opportunities, and often assists department faculty in evaluating student products as part of outcome assessment efforts.

Program of DISTINCTION

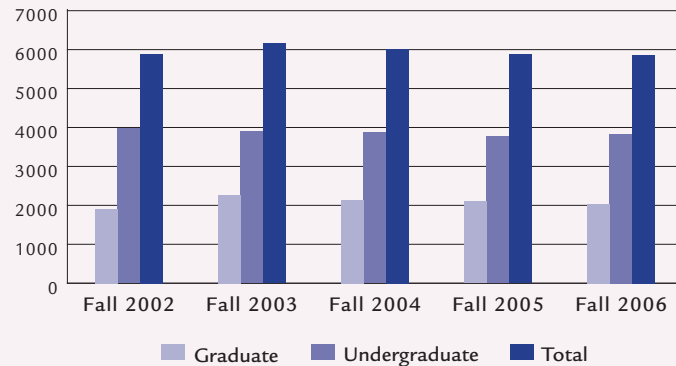
*Framingham State College prepares its students to be successful and productive members of our community. Putting this philosophy into action, three FSC professors decided to translate the message of *An Inconvenient Truth* into a campus-wide conversation about climate change. This year-long **Green Campus Initiative** culminated in April 2007, with multiple screenings of *An Inconvenient Truth* during a college "green week." The highlight of the week was a town meeting involving 1,200 students, faculty, and community members along with representatives from Al Gore's *The Climate Project*. Throughout the week, 49 professors from 15 departments integrated climate change into the curriculum through discussions and projects on global warming. The all-campus dialogue stimulated thought and prompted additional initiatives: The Active Sociologists student organization surveyed energy use on campus and created a light bulb exchange, the student newspaper wrote about global warming for three weeks running, the alumni magazine featured global warming as a cover, the *Boston Globe* and other media covered the project, and an entirely new organization, the *Green Team*, has launched events for the entire year.*

- Computer Science Faculty from Framingham State College (FSC) and MassBay Community College (MBCC) worked together to submit a successful proposal to CITI to fund a joint recruitment campaign for their new two-plus-two program in Computer Science (CS). With a goal to increase the number of CS majors by 5% by fall 2008, the campaign will disseminate information to high school students, teachers, administrators and parents about the two-plus-two program as well as the increasing number of job opportunities available for CS majors in the MetroWest region. A brochure has been designed and recruitment events have been planned for fall 2007 that will include CS faculty meetings with guidance counselors, high school teachers, and high school students and their parents.

I. ACCESS TO PUBLIC HIGHER EDUCATION IN MASSACHUSETTS

Access Indicators*	
FALL ENROLLMENT	
Fall 2006 Headcount:	3,829 Undergrad. 2,032 Graduate
Fall 2006 FTE:	3,397 Undergrad. 772 Graduate
<i>Results: Over the last three years, fall headcount enrollment has declined 2.6%, and fall FTE enrollment has remained relatively stable.</i>	
ANNUAL ENROLLMENT	
FY2007 Headcount:	5,005 Undergrad. 5,320 Graduate
FY2007 FTE:	3,620 Undergrad. 1,369 Graduate
<i>Results: Over the last three years, annual headcount enrollment and annual FTE enrollment have remained relatively stable.</i>	
MINORITY ENROLLMENT	
Minority Enrollment Percentage in Fall 2006:	12.2%
<i>Results: Less than the Greater Boston Region's minority representation of 17.9%.</i>	
CC TRANSFER STUDENTS	
Fall 2006 Community College Transfer Students:	139
<i>Results: Over the last three years, the number of community college transfer students has remained relatively stable.</i>	

Fall Enrollment: Headcount



II: AFFORDABILITY OF MASSACHUSETTS STATE COLLEGES

Affordability Indicators*	
% OF MEDIAN FAMILY INCOME	
Tuition and fees as a percent of median family income in FY2007:	7.3%
<i>Results: Below the Northeast regional average of 9.3%.</i>	

Tuition and Fees as a Percent of Median Income

	FY2003	FY2004	FY2005	FY2006	FY2007
Tuition and fees	\$3,334	\$4,324	\$4,654	\$4,999	\$5,454
State median family income (SMFI)	\$66,922	\$67,527	\$68,701	\$71,655	\$74,463
Tuition and fees as % of SMFI	5.0%	6.4%	6.8%	7.0%	7.3%
Segment avg. tuition and fees as % of SMFI	5.5%	6.7%	7.3%	7.5%	7.8%
Northeast avg. tuition and fees as % of SMFI			9.2%	9.3%	9.3%

* See Technical Guide (pages 41–42) for indicator methodology and details.

III: STUDENT SUCCESS AND ACADEMIC QUALITY

Success and Quality Indicators*	
FIRST-YEAR RETENTION	
Fall 2005 Cohort First-Year Retention Rate:	72.0%
<i>Results: Comparable to the segmental rate of 73.5%, the national rate of 73.7%, and the peer retention rate of 73.8%.</i>	
SIX-YEAR GRADUATION RATE	
1998–2000 Cohort Six-Year Graduation Rate (3-year average):	45.5%
<i>Results: Below the segmental rate of 47.9% but above the institutional peer rate of 35.7%.</i>	
DEGREES CONFERRED	
Total Degrees Conferred in FY2007:	1,233
<i>Results: Average degrees conferred per year over the last three years: 1,230.</i>	
MTEL PASS RATE	
2006 Pass Rate for the Massachusetts Test for Educator Licensure:	98%
Number of Passing Students:	95
<i>Results: Above the target pass rate of 80%.</i>	
SPECIAL ADMISSION STUDENTS	
Percent of New Students who were Special Admits in Fall 2006:	6.2%
<i>Results: Meets the Board of Higher Education’s requirement of enrolling less than 10% special admissions students per year. (See Appendix for BHE admissions policies.)</i>	

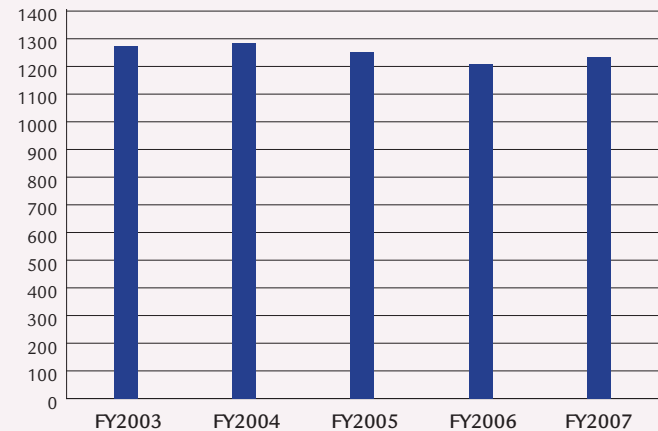
First-Year Retention Rate (Fall-to-Fall)

Entering Cohort	2000	2001	2002	2003	2004
Institution Rate	68.3%	72.4%	71.8%	75.1%	72.0%
Peer Avg. Rate			73.3%	74.5%	73.8%
Segment Avg. Rate	72.9%	74.6%	75.2%	76.2%	73.5%
National Avg. Rate			74.3%	74.0%	73.7%

Six-Year Graduation Rate

Entering Cohort	1997	1998	1999	2000	Rolling Avg. 1998–00
Institution Rate	42.0%	44.4%	42.0%	50.2%	45.5%
Peer Avg. Rate	35.4%	34.5%	35.5%	37.2%	35.7%
Segment Avg. Rate	45.5%	47.6%	47.2%	48.9%	47.9%

Degrees Conferred

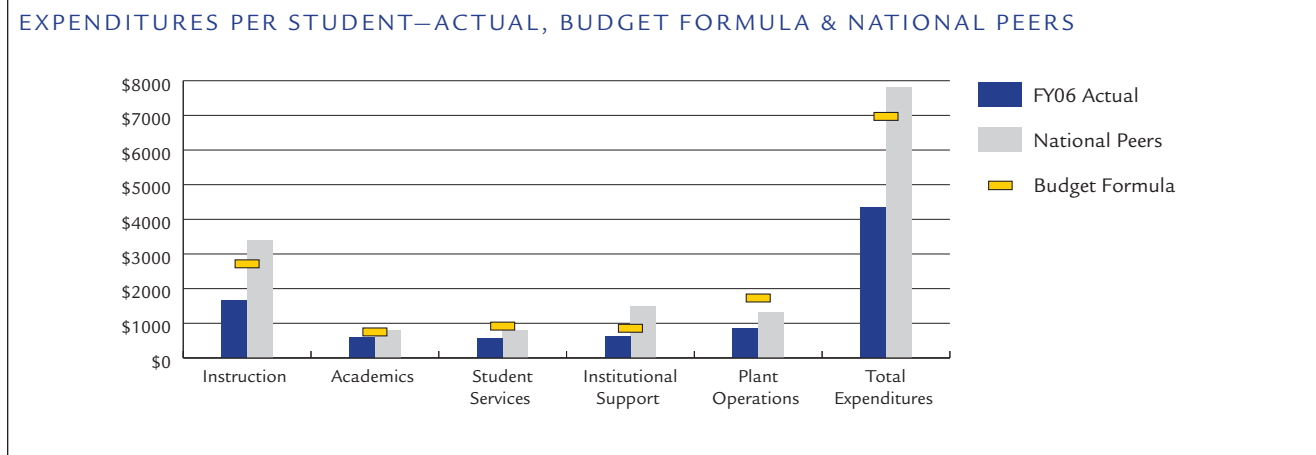


* See Technical Guide (pages 41–42) for indicator methodology and details.

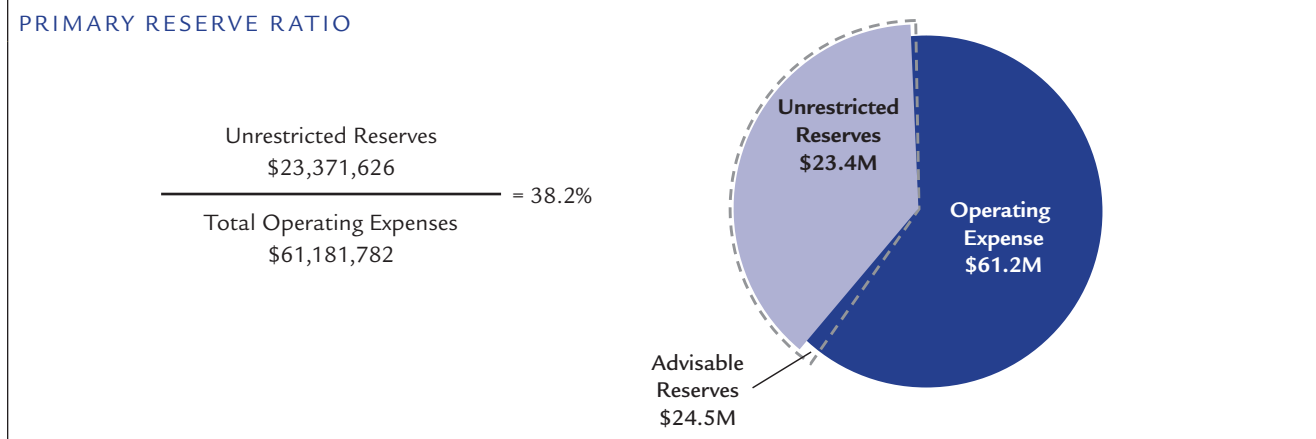
IV: EFFECTIVE AND EFFICIENT USE OF RESOURCES

Efficiency and Innovation *	Compliance *
<p>EFFECTIVE PROJECTS AND INITIATIVES</p> <p>Appointed Effectiveness and Efficiency sub-committee to implement recommendations in response to Framingham State College’s Space Utilization Study, including alternative time block scheduling.</p> <p>Formalized Climate Action Plan that will track greenhouse gas emissions and energy consumption, and define specific actions to reduce both.</p> <p>Raised \$873,457 through private fundraising, an increase of \$328,709 from FY06.</p>	<p>ANNUAL INDEPENDENT AUDIT</p> <p><i>No material weaknesses based on annual external independent audit:</i></p> <p>2007</p> <p>2006</p> <p>2005</p> <p>2004</p> <p>2003</p>

Resource Allocation *



Financial Health Indicator *



* See Technical Guide (pages 41–42) for indicator methodology and details.